

MOTUS MOBILE CADDY



Features

- Fully welded carcass constructed from 0.9mm zinc seal steel
- Full extension front anti-tilt runners on drawers
- Pen tray included in top drawer
- Key lockable
- Castors – 2 with brake, 2 without brake
- Australian designed, engineered and manufactured

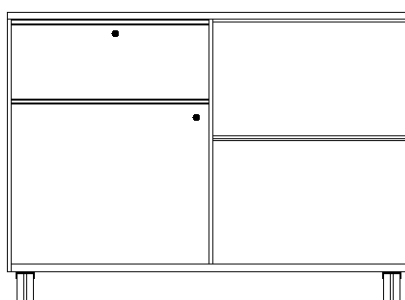
Accessories (available separately)

- Handles
- Shelves
- Pen Tray
- Adjustable Slotted Shelf Dividers

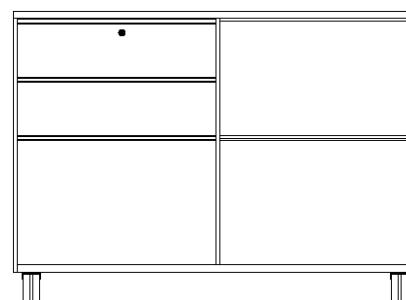
Technical Specifications

Heights	640mm	Shelves	One shelf included per caddy Shelf heights adjustable in 25mm increments Shelf Thickness: 25mm Shelf Loading: 100kg maximum evenly distributed
Widths	900mm 1000mm	Configurations	Open face caddy with 3 drawers and 1 shelf Open face caddy with 1 drawer and 1 hinge door Full width tambour door caddy Tambour door caddy with 3 drawers and 1 shelf
Depths	550mm	Colours	Range of Dulux Powder Coat Colours (some finishes may attract surcharges)

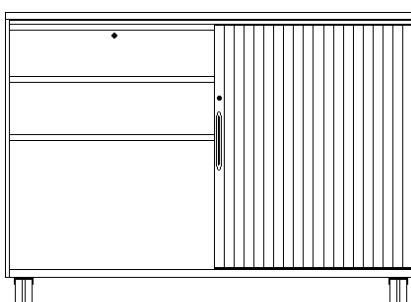
NOTE: All dimensions are nominal and subject to change without notice. Shelf measurements are based on standard lateral files. Contact CSM to discuss customisable options.



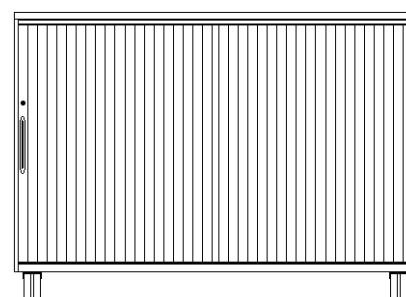
Open Face Caddy with Hinge Door



Open Face Caddy with 3 Drawers



Tambour Door Caddy



Full Width Tambour Door Caddy